

Room sensor CO₂ / Humidity / Temperature

For measuring the temperature, humidity and CO₂ in the room. The room units can be seamlessly connected to existing third-party controllers. With MP-Bus communication and integrated 0...10 V output. The device is parametrised via NFC using Belimo Assistant 2.


Type Overview

Type	Communication	Output signal active CO ₂	Output signal active humidity	Output signal active temperature
22RTM-19-1	MP-Bus	0...5 V, 0...10 V, 2...10 V	0...5 V, 0...10 V, 2...10 V	0...5 V, 0...10 V, 2...10 V
22RTH-19-1	MP-Bus	-	0...5 V, 0...10 V, 2...10 V	0...5 V, 0...10 V, 2...10 V
22RT-19-1	MP-Bus	-	-	0...5 V, 0...10 V, 2...10 V

Technical data

Electrical data	Nominal voltage	AC/DC 24 V
	Nominal voltage range	AC 19.2...28.8 V / DC 19.2...28.8 V
	Power consumption AC	1 VA
	Power consumption DC	0.5 W
	Electrical connection	Spring loaded terminal 0.25...1.5 mm ²
	Electrical connection note	23-15 AWG, copper conductors only Cable type USA and Canada: CL2 or higher
	Cable entry	Back side Top side Bottom side
Data bus communication	Communication	MP-Bus
	Number of nodes	MP-Bus max. 8 (16)
Functional data	Application	Air
	Voltage output	1 x 0...5 V, 0...10 V, 2...10 V, min. resistance 5 kΩ (Type 22RT-19-1) 2 x 0...5 V, 0...10 V, 2...10 V, min. resistance 5 kΩ (Type 22RTH-19-1) 3 x 0...5 V, 0...10 V, 2...10 V, min. resistance 5 kΩ (Type 22RTM-19-1)
	Output signal active note	Output 0...5 V, 0...10 V (factory setting), 2...10 V selectable via NFC
	Display	LED, The LED is used for the CO ₂ TLF (traffic light function). The LED can be parametrised and deactivated via Belimo Assistant 2. (Type (P-)22RTM-..)

Technical data

Measuring data	Measured values	CO ₂ Relative humidity Dew point Temperature
	Specification CO₂	Sensing element technology Measuring range Accuracy Long term stability
		Non-dispersive infrared (NDIR) dual channel Default setting: 0...2000 ppm ±(50 ppm + 2% of measured value) ±20 ppm p.a.
Specification temperature active	Measuring range	0...50°C [32...122°F] (default setting)
	Accuracy temperature	±0.3°C @ 25°C [±0.5°F @ 77°F]
	Long term stability	±0.03°C p.a. @ 25°C [±0.05°F p.a. @ 77°F]
Specification Humidity	Measuring range	Default setting: 0...100% RH
	Measuring range dew point	Default setting: -50...50°C [-60...120°F]
	Accuracy	±2% between 0...90% RH @ 25°C
	Long term stability	±0.25% RH p.a. @ 25°C @ 50% RH
Safety data	Protection class IEC/EN	III, Safety Extra-Low Voltage (SELV)
	Power source UL	Class 2 Supply
	Degree of protection IEC/EN	IP30
	EU Conformity	CE Marking
	Quality Standard	ISO 9001
	UL Approval	cULus according to UL60730-1, CAN/CSA E60730-1
	Type of action	Type 1
	Rated impulse voltage supply	0.5 kV
	Pollution degree	2
	Ambient humidity	Max. 95% RH, non-condensing
	Ambient temperature	0...50°C [32...122°F]
	Storage temperature	-40...70°C [-40...160°F]
Materials	Housing	PC, white, RAL 9003 UL94V-0

Safety notes


This device has been designed for use in stationary heating, ventilation and air-conditioning systems and must not be used outside the specified field of application. Unauthorised modifications are prohibited. The product must not be used in relation with any equipment that in case of a failure may threaten humans, animals or assets.

Ensure all power is disconnected before installing. Do not connect to live/operating equipment.

Only authorised specialists may carry out installation. All applicable legal or institutional installation regulations must be complied with during installation.

The device contains electrical and electronic components and must not be disposed of as household refuse. All locally valid regulations and requirements must be observed.

Remarks

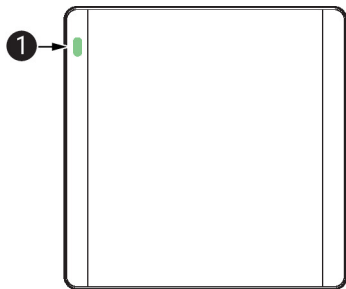
- General remarks concerning sensors** The measuring result is influenced by the thermal characteristics of the wall. A solid concrete wall responds to thermal fluctuations within a room more slowly than a light-weight structure wall. A room sensor always detects a mixture of air and wall temperature. This means that the radiant heat of the wall, which is important for comfort, is also included in the measurement result.

Remark: Occurring draft leads to a better carrying-off of dissipative power at the sensor. Thus temporally limited fluctuations might occur upon temperature measurement.
- Build-up of self-heating by electrical dissipative power** Temperature sensors with electronic components always have a dissipative power which affects the temperature measurement of the ambient air. The dissipation in active temperature sensors shows a linear increase with rising operating voltage. The dissipative power should be taken into account when measuring temperature.

Belimo room sensors have adaptive temperature compensation for the entire supply voltage range. This ensures that the ambient temperature is detected with the highest accuracy at all times.
- Application notice for humidity sensors** The humidity sensor is extremely sensitive. Touching the sensor element or exposing it to aggressive substances like chlorine, ozone, ammonia, hydrogen peroxide or ethanol (i.e. as a cleaning agent) may affect the measurement accuracy.

Long term operation outside the recommended conditions (5...50°C and 20...80% RH) can result in a temporary offset. After returning into the recommended range, this effect disappears.
- Information self-calibration feature CO₂** All CO₂ sensors are subject to drift caused by the aging process of the components, resulting in regular re-calibration or replacement of units. However, the dual channel technology integrates automatic self-calibration technology vs. commonly used ABC-Logic sensors. Dual channel self-calibration technology is ideally suited for applications operating 24/7 hours such as those in hospitals or other commercial applications. Manual calibration is not required.

Indicators and Operation



- 1** CO₂ TLF (traffic light function), available on the (P-)22RTM-.. sensor

Colours: green, yellow and red. LED can be parametrised and deactivated via Belimo Assistant 2.

Parts included

Screws

Accessories

Tools	Description	Type
	Service tool for wired and wireless setup, on-site operation, and troubleshooting.	Belimo Assistant 2
	Converter Bluetooth / NFC	ZIP-BT-NFC

Service


NFC connection Belimo devices marked with the NFC logo can be operated with Belimo Assistant 2.

Requirement:

- NFC- or Bluetooth-capable smartphone
- Belimo Assistant 2 (Google Play and Apple AppStore)

Align NFC-capable smartphone on the device so that both NFC antennas are superposed.

Connect Bluetooth-enabled smartphone via the Bluetooth-to-NFC converter ZIP-BT-NFC to the device. Technical data and operating instructions are shown in the ZIP-BT-NFC data sheet.



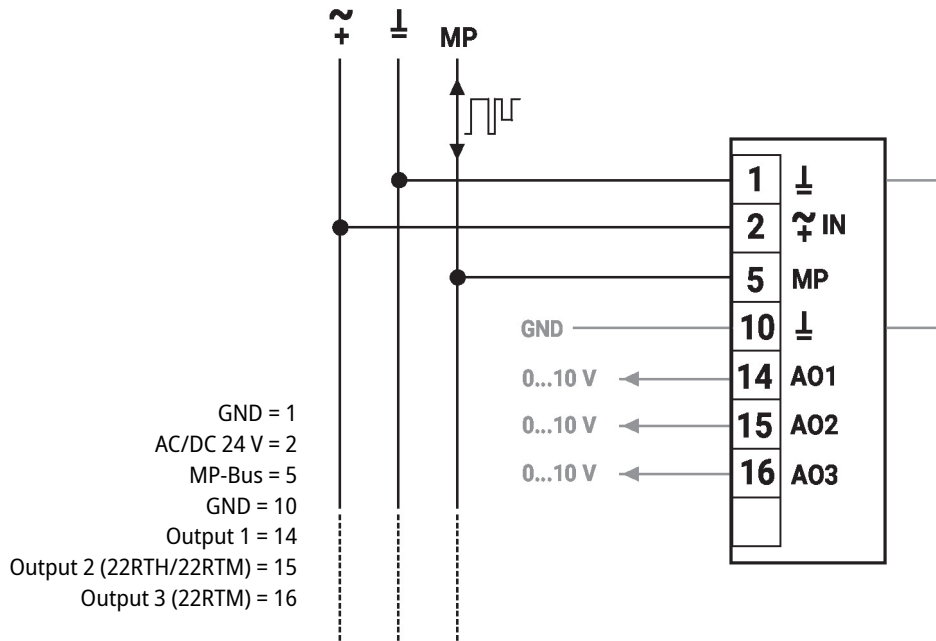
Wiring diagram



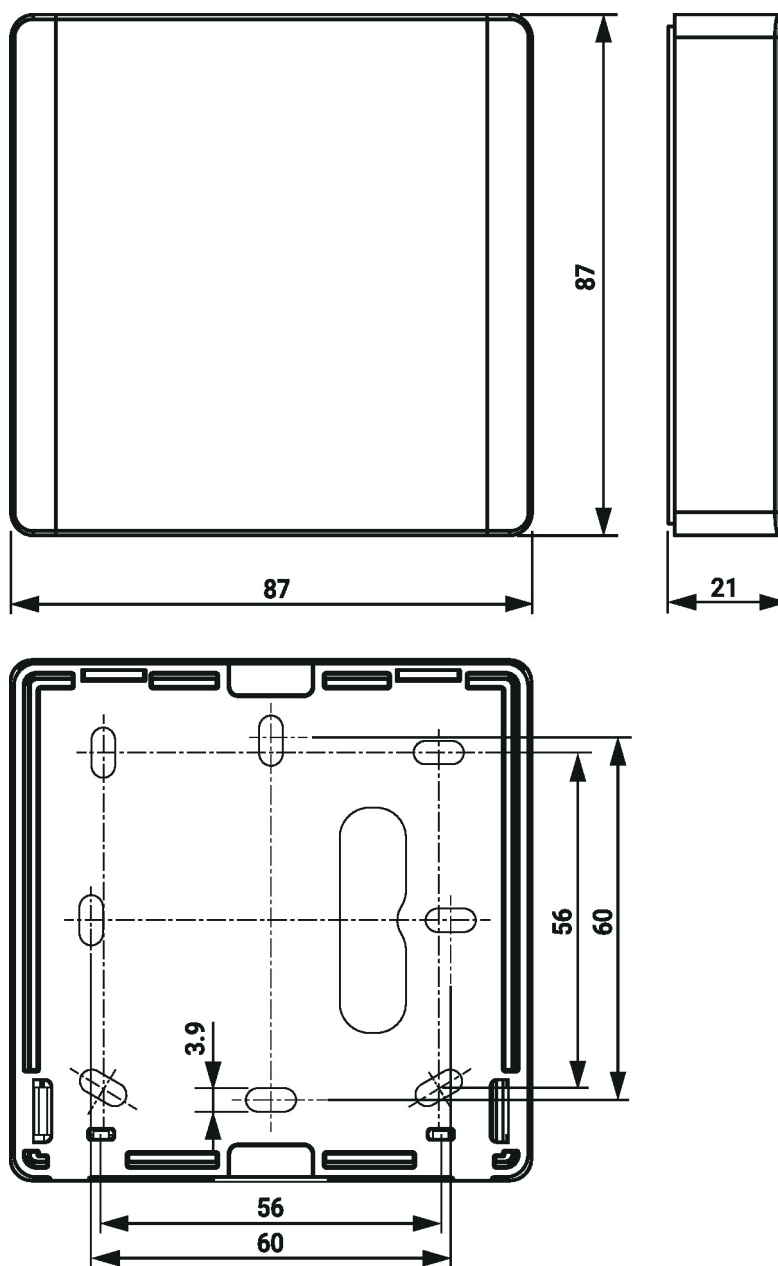
Analogue outputs: The analogue outputs A01, A02 and A03 can be parametrised via NFC.

Factory settings:

- A01: Temperature
- A02: Humidity
- A03: CO₂



Dimensions



Type

22RTM-19-1

22RTH-19-1

22RT-19-1

Weight

0.16 kg

0.090 kg

0.090 kg

Further documentation

- Overview MP Cooperation Partners
- Description Data-Pool Values
- Installation instructions
- Quick Guide – Belimo Assistant 2